



How tall will my plants grow?

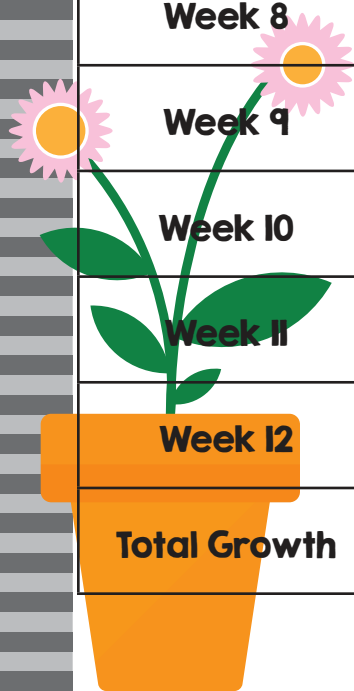
I think my plant will be _____ by week 2


I think my plant will be _____ by week 5

I think my plant will be _____ by week 8

I think my plant will be _____ by the end of the summer

Week	How Tall is My plant	Did I water My plant Every Day
Week 1		
Week 2		
Week 3		
Week 4		
Week 5		
Week 6		
Week 7		
Week 8		
Week 9		
Week 10		
Week 11		
Week 12		
Total Growth		






MY PLANT JOURNAL

SCIENTIST

DATES



MY PLANT JOURNAL

SCIENTIST

DATES

	DATE: _____
	HERE IS WHAT I SEE

PLANT NAME	

	DATE: _____
	HERE IS WHAT I SEE

PLANT NAME	



How tall will my plants grow?

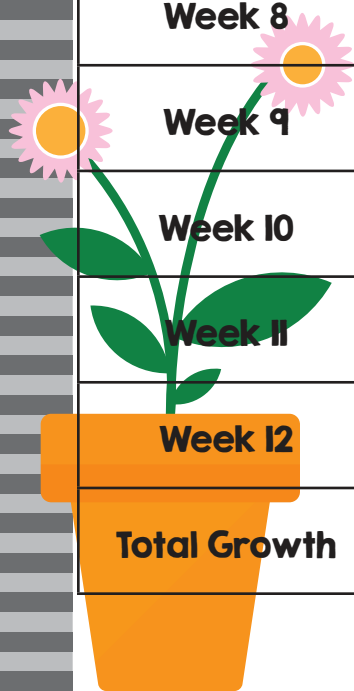
I think my plant will be _____ by week 2

I think my plant will be _____ by week 5

I think my plant will be _____ by week 8

I think my plant will be _____ by the end of the summer


Week	How Tall is My plant	Did I water My plant Every Day
Week 1		
Week 2		
Week 3		
Week 4		
Week 5		
Week 6		
Week 7		
Week 8		
Week 9		
Week 10		
Week 11		
Week 12		
Total Growth		



Plant Watering Chart

Week: _____

Plant	Sun	Mon	Tue	Wed	Thu	Fri	Sat

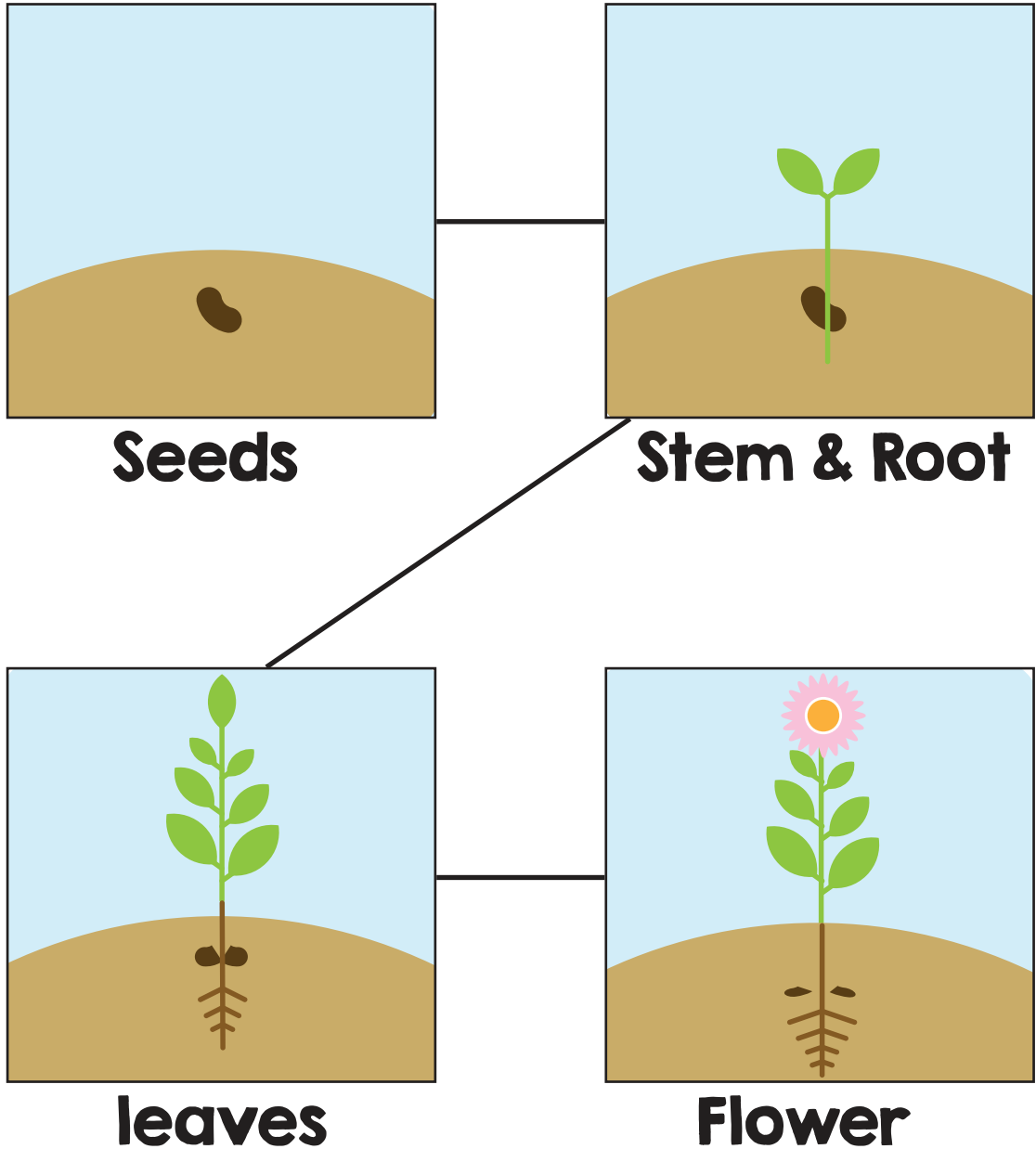


Planting layout

Plant Seeds 12 inches apart



Plant Lifecycle



Seeds: A seed holds a tiny plant with leaves, a stem, root parts, and food supply.

Germination: Plants begin to grow with soil, water, and sun

Stems & Roots: Stems push up towards the light. Roots grow down in the soil.

Leaves: Leaves take sunlight and produce food through photosynthesis

Flowers: Many Plants produce flowers that are important in making seeds


Pollination: Pollen from the stamens moves into the pistil producing seeds and fruit.

Supply & Yield

Ex: Tomatoes seeds cost \$1.44, yield 30 tomatoes = .048 cents or \$.05 per tomato
 Cost / Yield = Per Item

Plant	Cost	Yield	Per Item


○



Peas

○

○



Strawberries

○


○



Lettuce

○


○



Corn

○


○



Tomatoes

○

○



Carrots

○



○			○
---	--	--	---

○			○
---	--	--	---

○			○
---	--	--	---

○			○
---	--	--	---

○			○
---	--	--	---

○			○
---	--	--	---



	DATE: _____
	HERE IS WHAT I SEE

PLANT NAME	

	DATE: _____
	HERE IS WHAT I SEE

PLANT NAME	




Planting layout

Plant Seeds 12 inches apart




○



Peas

○

○



Strawberries

○


○



Lettuce

○


○



Corn

○


○



Tomatoes

○

○



Carrots

○



○			○
---	--	--	---

○			○
---	--	--	---

○			○
---	--	--	---

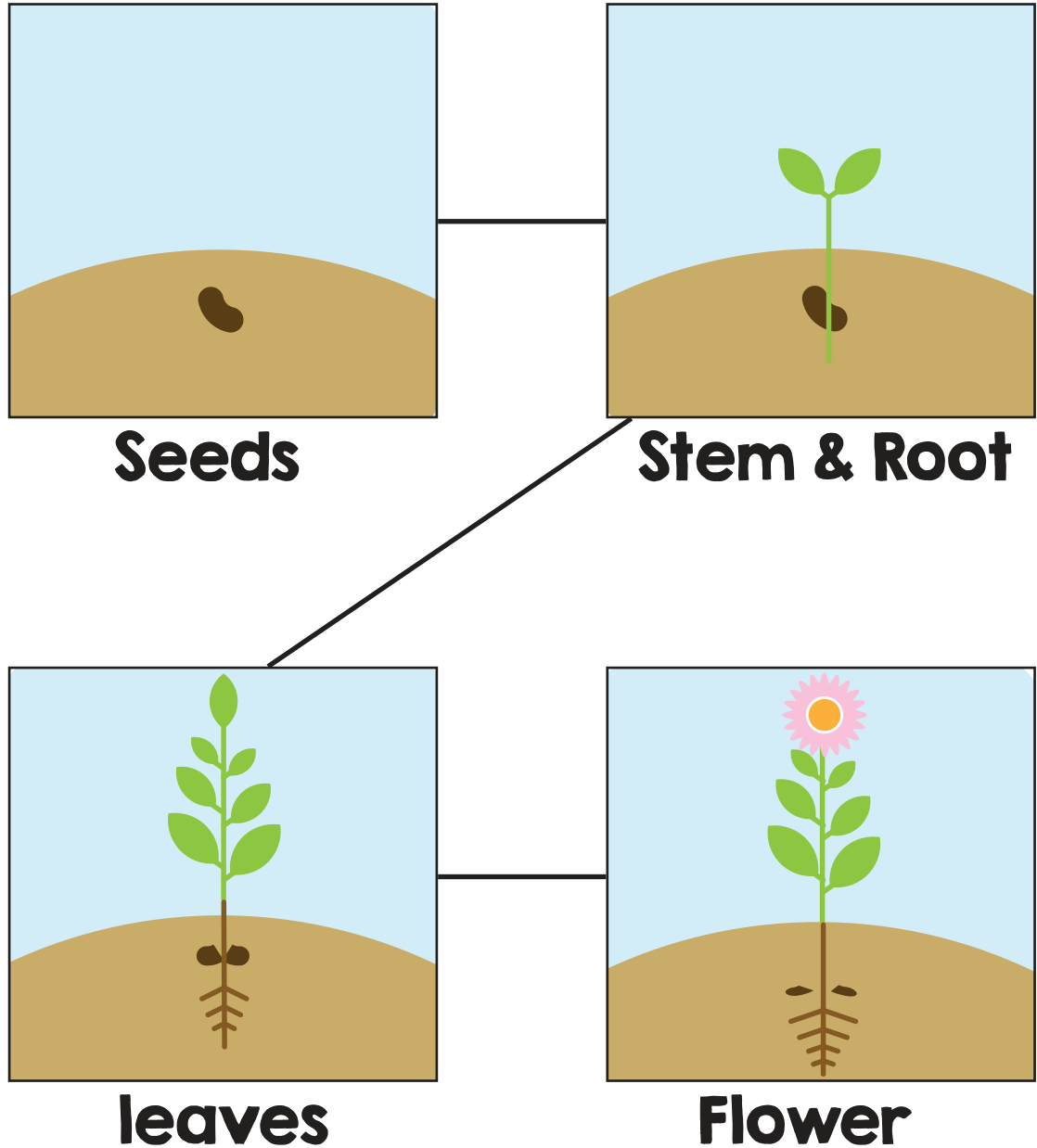
○			○
---	--	--	---

○			○
---	--	--	---

○			○
---	--	--	---



Plant Lifecycle



Seeds: A seed holds a tiny plant with leaves, a stem, root parts, and food supply.

Germination: Plants begin to grow with soil, water, and sun

Stems & Roots: Stems push up towards the light. Roots grow down in the soil.

Leaves: Leaves take sunlight and produce food through photosynthesis

Flowers: Many Plants produce flowers that are important in making seeds

Pollination: Pollen from the stamens moves into the pistil producing seeds and fruit.

Supply & Yield

Ex: Tomatoes seeds cost \$1.44, yield 30 tomatoes = .048 cents or \$.05 per tomato
Cost / Yield = Per Item

Plant	Cost	Yield	Per Item

Plant Watering Chart

Week: _____

Plant	Sun	Mon	Tue	Wed	Thu	Fri	Sat

